Days Since Last Login

1) Go into your course page and click on the “Analytics” Tab.

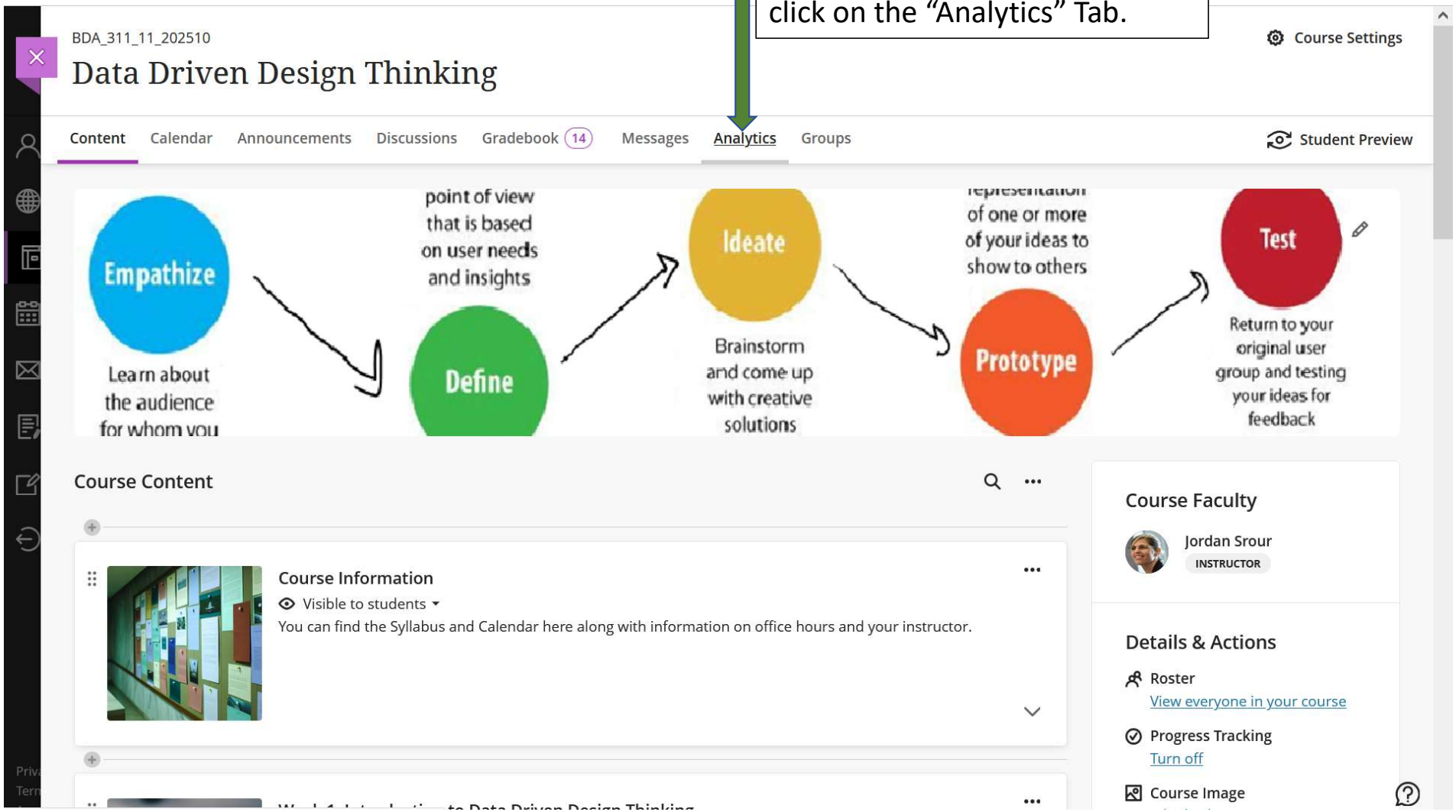

BDA_311_11_202510

Data Driven Design Thinking

Course Settings

Content | Calendar | Announcements | Discussions | Gradebook (14) | Messages | Analytics | Groups

Student Preview

Course Activity | Question Analysis | SCORM Reports

This report shows student activity in your course. Overall grade and hours in course updates every 24 hours.
Set up your course's overall grade in the gradebook to access enhanced analytics. Learn more

1) Select List View

2) Double-click on “Days Since Last Access” to sort the students from most number of days to least.
3) Count the number of students who have not logged in for 5 or more days and report this to the department chair. Also do feel free to email these students to make sure they are ok.

Filter alerts
All students

Alerts

Student	Overall Grade	Missed Due Dates	Hours in Course	Days Since Last Access
Jordan Srour_PreviewUser	--	7	0	26
[redacted]	--	1	13.4	2
[redacted]	--	5	8.11	1
[redacted]	--	2	80.8	1
[redacted]	--	2	28.45	1

Progress Tracking

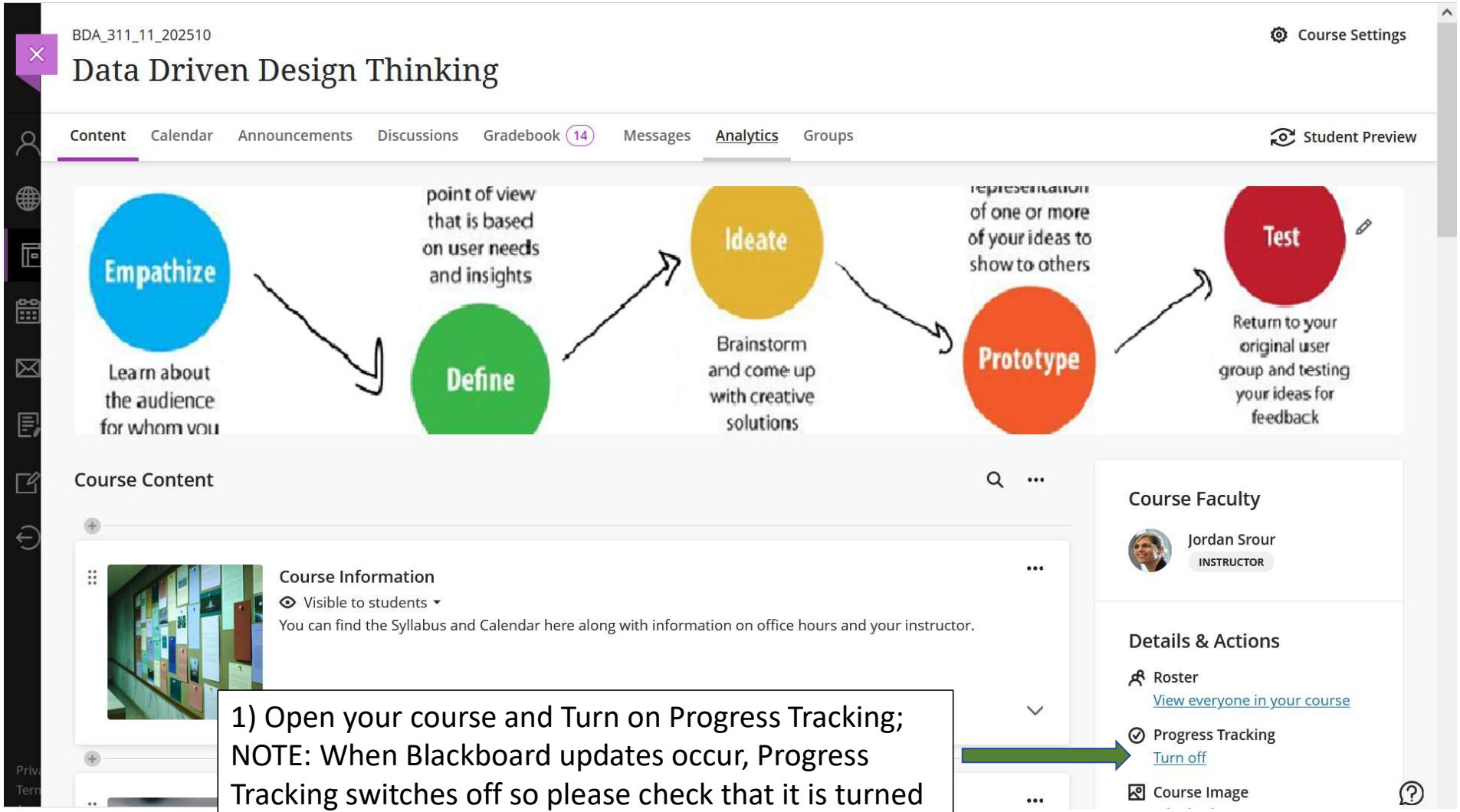

1) Open your course and Turn on Progress Tracking; NOTE: When Blackboard updates occur, Progress Tracking switches off so please check that it is turned on. If off, turn it on!

BDA_311_11_202510

Data Driven Design Thinking

Course Settings

Content | Calendar | Announcements | Discussions | Gradebook (14) | Messages | Analytics | Groups

Student Preview

Course Activity | Question Analysis | SCORM Reports

This report shows student activity in your course. Overall grade and hours in course updates every 24 hours.
Set up your course's overall grade in the gradebook to access enhanced analytics. Learn more

Alert Settings

1) Select List View

Send message | Download

Filter alerts
All students

Alerts

Student	Overall Grade	Missed Due Dates	Hours in Course	Days Since Last Access
Jordan Srour_PreviewUser				26
[redacted]	--	1	13.4	2
[redacted]	--	5	8.11	1
[redacted]	--	2	80.8	1
[redacted]	--	2	28.45	1

2) Click on a student's name.

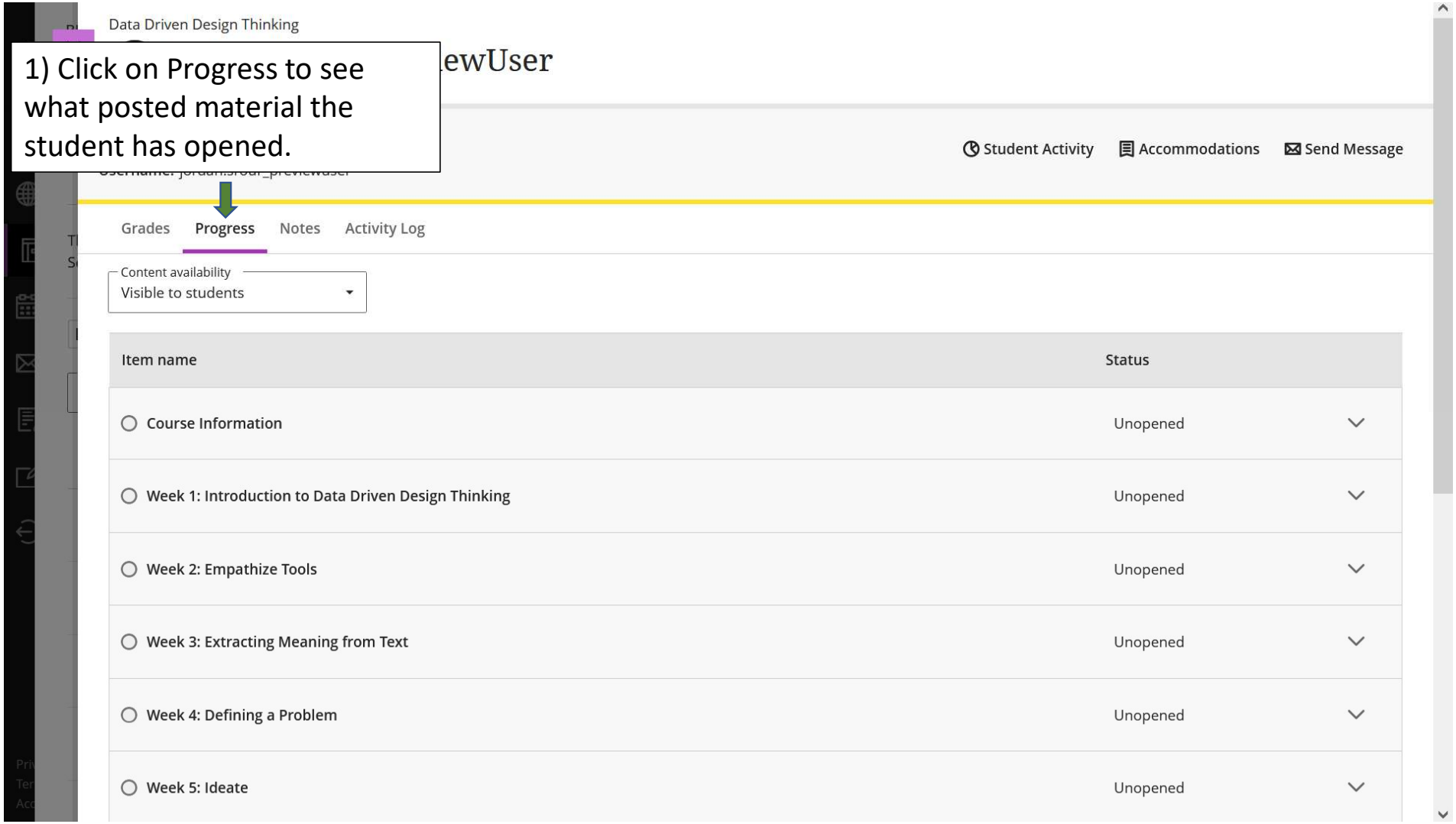
Data Driven Design Thinking
1) Click on Progress to see what posted material the student has opened.
ewUser
Student Activity
Accommodations
Send Message
Grades
Progress
Notes
Activity Log
Content availability
Visible to students
Item name
Status
Course Information
Unopened
Week 1: Introduction to Data Driven Design Thinking
Unopened
Week 2: Empathize Tools
Unopened
Week 3: Extracting Meaning from Text
Unopened
Week 4: Defining a Problem
Unopened
Week 5: Ideate
Unopened

1) Click on Activity Log to see what areas of Blackboard the student engaged with and when.

Data Dr

Last acce

Usernam

Student Activity | Accommodations | Send Message

Grades | Progress | Notes | Activity Log

Start date 9/22/24 | End date 10/22/24 | Event All

Date and Time	Event	Item
9/26/24, 10:18 AM	Course Access	Data Driven Design Thinking

Page 1 of 1